



Council Meeting Summary 12.04.2017

1- Presentations or Citizen Inquiries to Council

No citizen inquiries

2- Building and Zoning November Report – Director Woodward

Casey's General Store has close to $\frac{3}{4}$ of the interior completed and is well ahead of schedule for an opening at the first of the year. Zoning has also been working on a grant for abandoned houses. This grant has a potential awardment of 40 thousand dollars to help remove derelict properties. The screw pumps have also been delivered from the Netherlands and are currently in the process of getting installed.

A detailed report from Director Woodward is available on www.cityofmonmouth.com

3- Community Engagement November Report – Director Helms

Comcast Communications finalized their infrastructure upgrades and have begun selling services via direct mail and Door To Door sales. The infrastructure upgrades now allow Comcast to sell internet service, phone service, and television to residents. Initial reception has been very good, and City staff have received positive feedback from citizens on the service.

4- Woodard and Curran October Report – Director Jackson

The low bid for the clarifier project at the North pretreatment facility was awarded to Leander Construction for \$519,000. The north pretreatment facility improvement project is funded through a Smithfield payment agreement. Advanced Plumbing has started water and sewer installation at the Citizen's lake OSLAD grant project.

A detailed report from Director Jackson is available on www.cityofmonmouth.com

5- Approval of Liability Insurance Renewal

The City maintains liability insurance that covers a number of events including natural disaster, law enforcement situations, Cyber-liability, workman's compensation, etc. Annually, the program is examined for coverage gaps and general experience. The renewal of the premium is \$179,652 which is down from \$183,159 last year. A motion was made to approval the premium as outlined. Motion was approved.

6- Tax levy presentation and recommendation – Administrator Steinbrecher

Administrator Steinbrecher spoke to council about his recommendations for the upcoming Tax Levy. Economic development during the last few years has resulted in an increase of overall assessed value for the City which has had a direct result in the tax rate. When the enterprise zone expired a number of properties were reassessed and added back to the tax role which now brings the total

assessed value to 89 million which is an increase of over 23 million dollars from 2015. Pension obligations are where the majority of City tax revenue goes. To continue to meet our mandated obligations according to independent actuarial studies, the City is requesting an estimated tax rate of \$2.3997 per \$100 of assessed value. While this requested tax levy is a 6% increase from last year due to enterprise zone factors, the rate will still be lower than prior years dating back a decade.

A truth in taxation hearing with the ability for the public to comment will be held on December 18th at 5:45 in the City Hall Council Chambers. Staff are also available for questions and can be reached by telephone, in-person, email, or social media. ***Infographics are attached to this summary as well.***

A motion was made for Council to authorize Staff to prepare documents for the December 18th Tax hearing and City Council meeting. Motion was approved.

7- Change in Zoning to Public Service – 812 North F Street/ 821 North G Street – Director Woodward

A request for a change in zoning was brought forward to the Plan Commission and City Council by the YMCA. The YMCA would like to purchase the trailer park directly south to their facility to build a pool facility. The request was approved unanimously by the Plan Commission with the condition that building plans must be approved at a later date. The motion grants the YMCA the ability to buy the property and clear the trailers, however surface improvement and construction must be approved prior to engagement. Building conditions were implemented due to concerns expressed by residents in the adjoining properties. A motion was made by Council to follow the Planning Commission's recommendation. Motion was approved.

CITY OF MONMOUTH				
Summary of Expenses				
As of November 29, 2017				
	2017-2018	Monthly	YTD	% Expended
	Budget	Expense	Expense	YTD
GENERAL FUND				
Administration	4,124,438.00	-24,063.27	1,792,864.45	43.47%
IT Support	90,640.00	5,984.62	55,538.71	61.27%
Solid Waste	760,968.00	34,351.03	434,026.66	57.04%
Social Security/IMRF	133,000.00	8,799.78	70,107.35	52.71%
Boards & Commissions	5,500.00	226.50	1,538.96	27.98%
Police Department	1,970,928.00	153,327.55	1,088,170.87	55.21%
Zoning Department	140,050.00	7,966.33	69,599.39	49.70%
Community Development	126,175.00	0.00	30,763.50	24.38%
Fire Department	1,196,850.00	89,455.23	684,181.88	57.17%
Swimming Pool	60,000.00	0.00	62,209.28	103.68%
GENERAL FUND	8,608,549.00	276,047.77	4,289,001.05	49.82%
CEMETERY FUND				
	0.00	0.00	0.00	0.00
DEBT SERVICE FUND				
	2,009,324.00	0.00	438,594.47	21.83%
MOTOR FUEL TAX FUND				
	126,000.00	0.00	68,485.06	54.35%
INTERNAL SERVICE FUND				
	1,060,398.00	0.00	474,770.81	44.77%
DOWNTOWN FAÇADE				
	25,000.00	0.00	13,640.33	54.56%
WATER AND SEWER FUND				
	8,295,566.00	578,358.56	2,477,043.38	65.43%
Bond Proceeds (Capital Projects)		484,420.11	2,320,934.72	
Sunny Lane Project (received reimbursement)		-162,266.14	270,531.19	
Sewer Improvements		136,636.30	359,608.40	
REVOLVING LOAN FUND				
	0.00	0.00	0.00	0.00%
HOMESTEAD FUND				
	0.00	0.00	0.00	0.00%
TIF G O BONDS				
	286,500.00	0.00	149,446.65	52.16%

This is not a month end report of all funds.

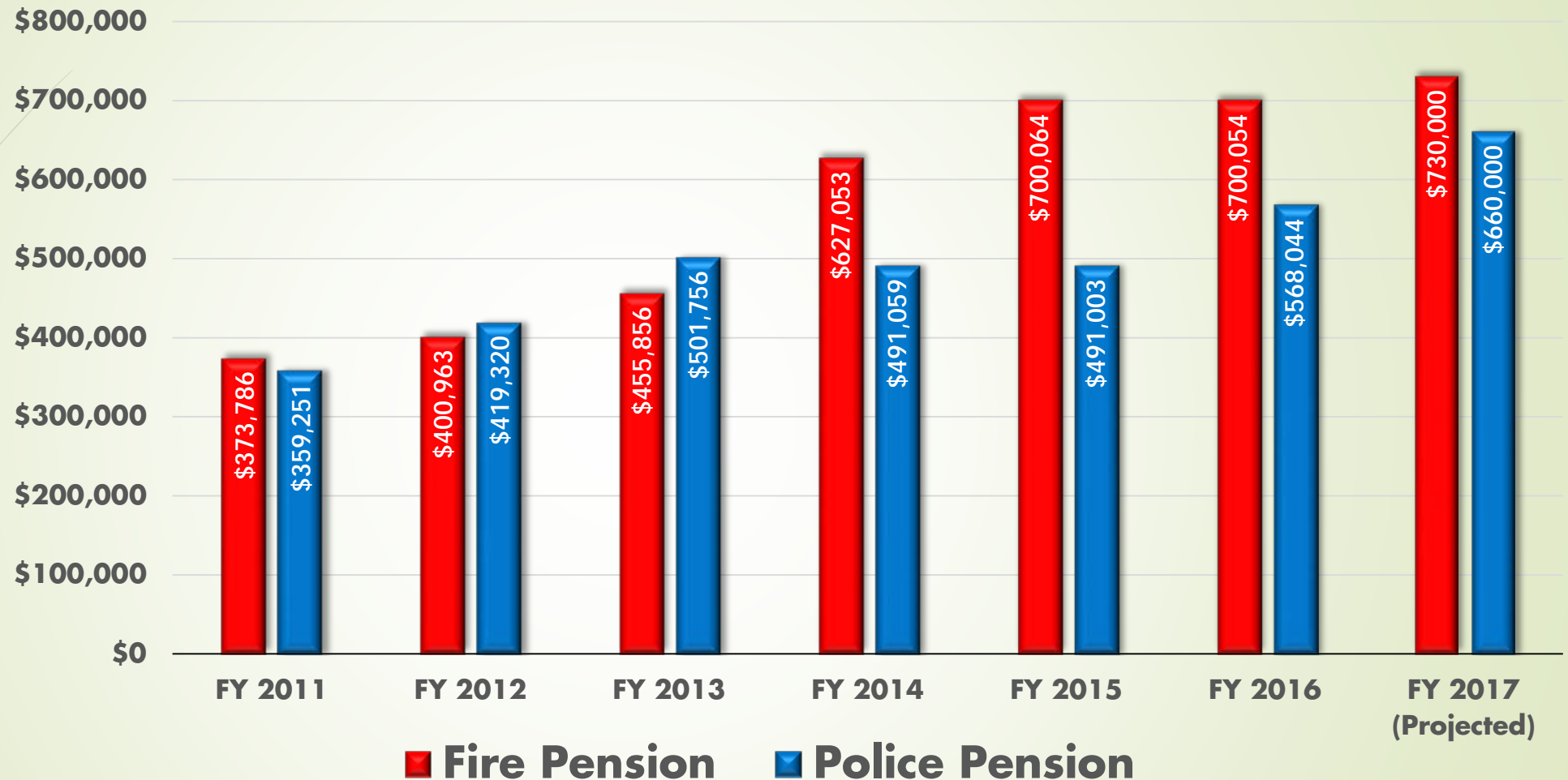
City Council Meeting 2017 Tax Levy Presentation

12.04.2017



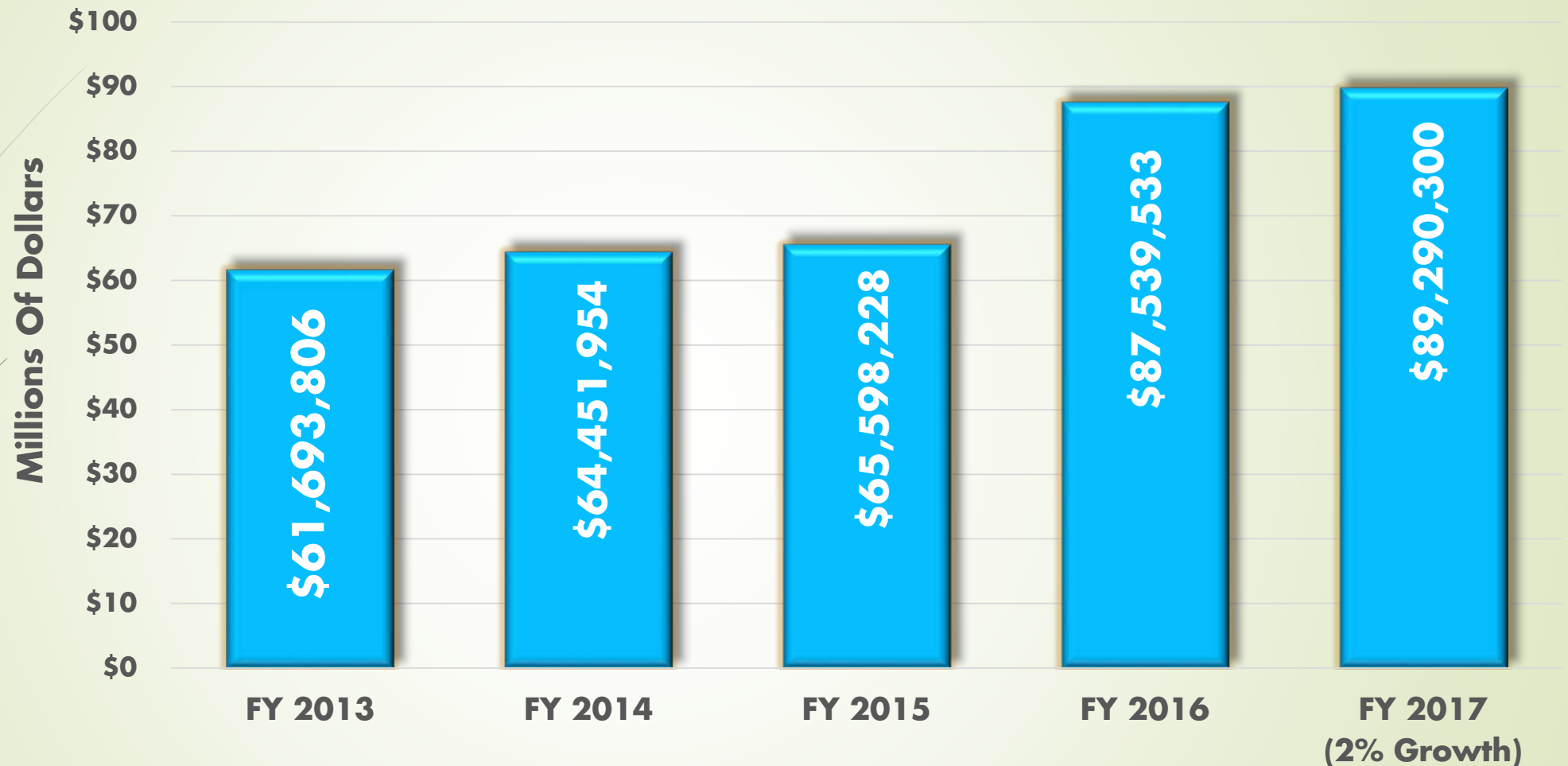
MONMOUTH
ILLINOIS

Annual Increases In Police & Fire Pension Contributions 2011 – 2017



Note: City contributions to Police and Fire pensions have increased 89.6% between 2011 and 2017
Even with these significant increases in contributions, the City's unfunded liability has grown during this same time period.

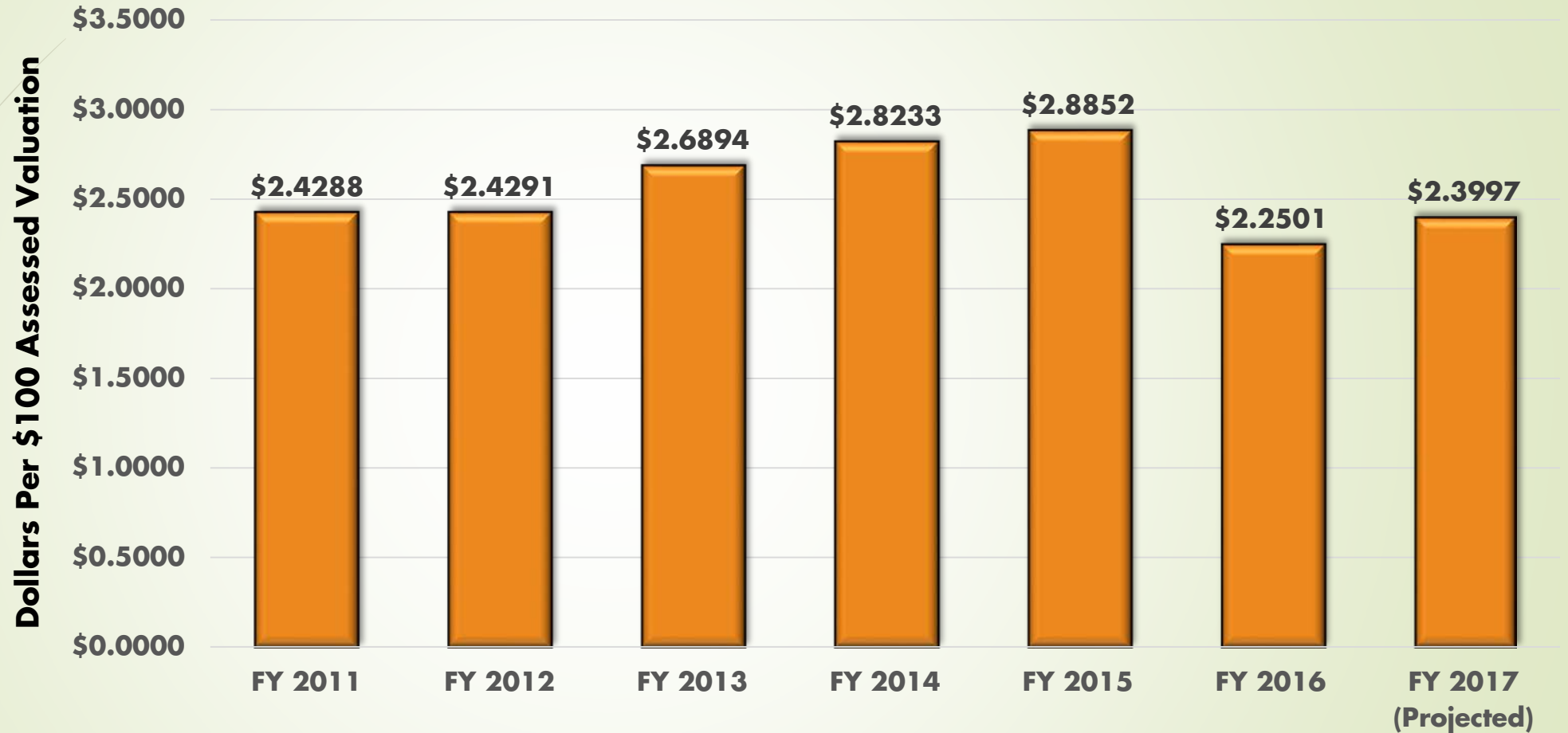
Growth In Assessed Valuation 2013 – 2017



Note: A large amount of commercial and industrial property value previously eligible for enterprise zone benefits returned to the tax role in 2016 and allowed the City to reduce the tax rate on all other properties in the community.

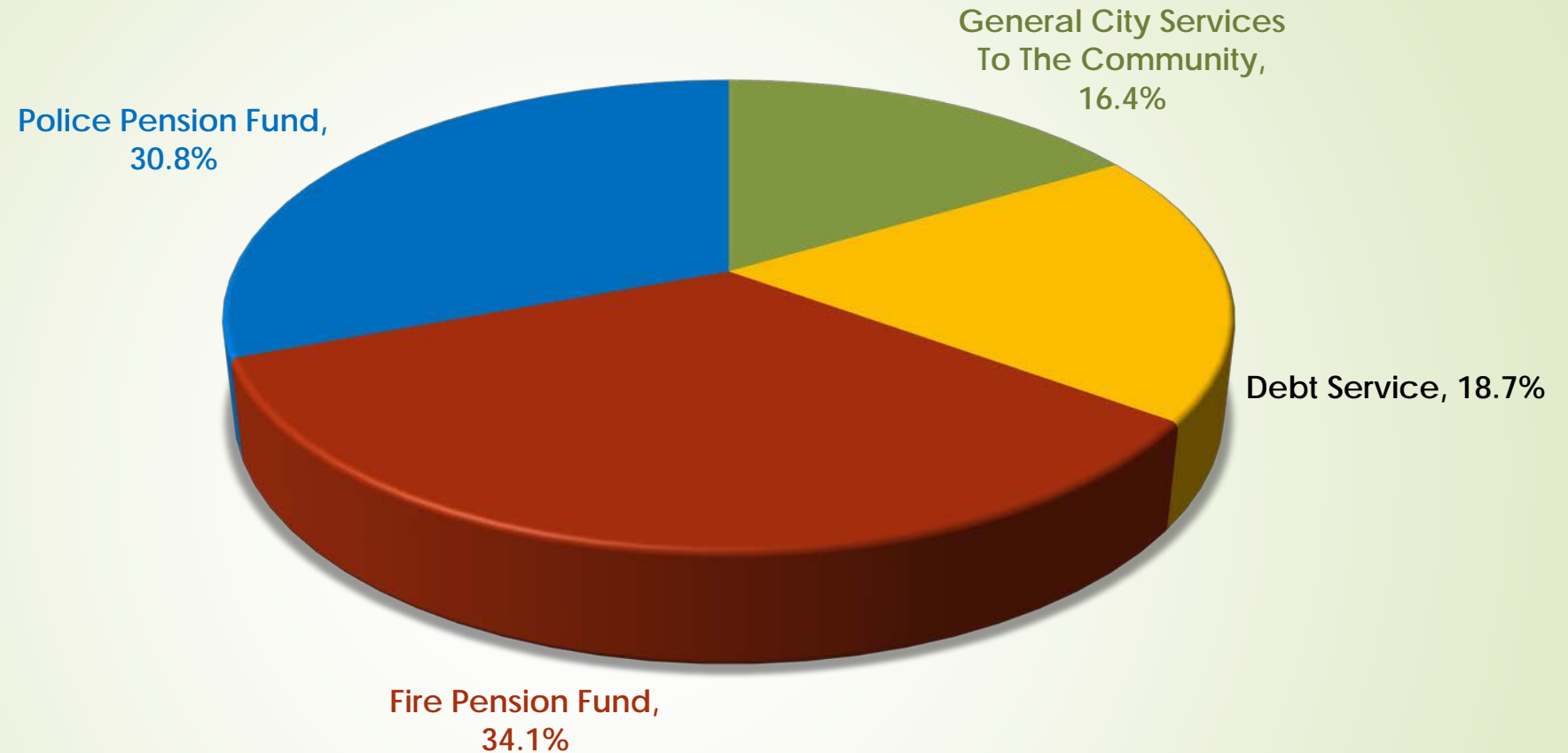
Changes In Property Tax Rate: 2011 – 2017

City Of Monmouth, Illinois



Note: The estimated property tax rate for 2017 (to be collected in 2018) is **1.2%** less Than 2011's rate.

City Property Tax Revenue Allocation



Two-thirds of the City's Property Tax Levy is used to make mandatory contributions to the Police and Fire pension funds.

For Every \$1.00 the City spends on salaries for Active Police officers and Firefighters, it also spends Another \$0.68 on pension benefits for retired Police officers and Firefighters.

Financial Impact On Average Homeowner



* Market value of average single family home in Monmouth is \$82,000

* Estimated Property Tax Rate increase of 15 ¢ per \$100 assessed value (.1496)

* Estimated Annual Property Tax Increase of \$40.89

* **Average Monthly Increase of \$3.41**